





## Stress Test System Accessories

NO	Name	Picture	Code															
1	Patient Cable <u>10 Lead</u>	 <p style="text-align: center;"><b>MACII/QUADRA</b></p> <p>Video: Analog            Sync: Digital TTL            H. scan: 24.3 KHz/35.5 KHz/49.7 KHz/68.9 KHz            Resolution: 512 x 384/640 x 480 to 1152 x 870</p>  <table border="0" style="width: 100%; text-align: center;"> <tr> <td>1 Red ground</td> <td>6 Green ground</td> <td>11 Ground</td> </tr> <tr> <td>2 Red</td> <td>7 Sense pin</td> <td>12 V. sync</td> </tr> <tr> <td>3 C. sync</td> <td>8 N/C</td> <td>13 Blue ground</td> </tr> <tr> <td>4 Sense pin</td> <td>9 Blue</td> <td>14 Ground</td> </tr> <tr> <td>5 Green</td> <td>10 Sense pin</td> <td>15 H. sync</td> </tr> </table>	1 Red ground	6 Green ground	11 Ground	2 Red	7 Sense pin	12 V. sync	3 C. sync	8 N/C	13 Blue ground	4 Sense pin	9 Blue	14 Ground	5 Green	10 Sense pin	15 H. sync	ET10A
1 Red ground	6 Green ground	11 Ground																
2 Red	7 Sense pin	12 V. sync																
3 C. sync	8 N/C	13 Blue ground																
4 Sense pin	9 Blue	14 Ground																
5 Green	10 Sense pin	15 H. sync																
2	Antenna for Wireless System		ET11A															
3	USB Cable <u>1.5m</u>		ET12A															

4	Power Supply <u>12VDC</u>		ET13A
5	Bag		ET14A
6	Belt		ET15A

AVECINNA